

Pitch: .100" x .100"

SHROUDED EJECT HEADER

SPECIFICATIONS

ENVIRONMENTAL

Temperature Range: -55°C to +105°C

MECHANICAL

Insulator Material: Glass-filled polyester, gray, UL94V-0

Contact Material: Phosphor Bronze

Contact Plating: Contact Area: 15µ IN gold
Tail Area: 150µ IN tin

ELECTRICAL

Current Rating: 1 AMP

Consult factory for additional options

4

CA- POSITION HM- TAIL C- LATCH

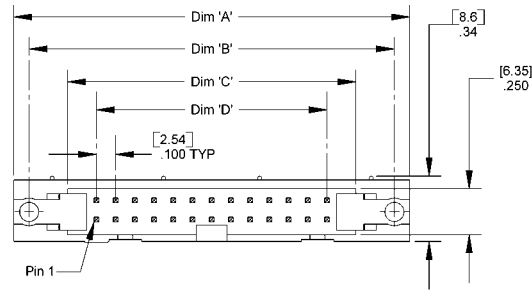
POSITION	TAIL TYPE	LATCH TYPE
10* 34	1 = Standard	Blank = No Latch
14 40	2 = Long	S = Short
16 50		SR = Long
20 60		
26		

Polarization Notes:

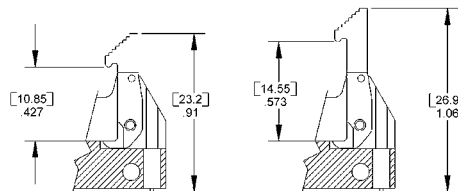
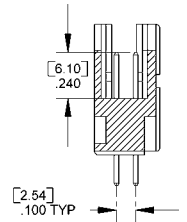
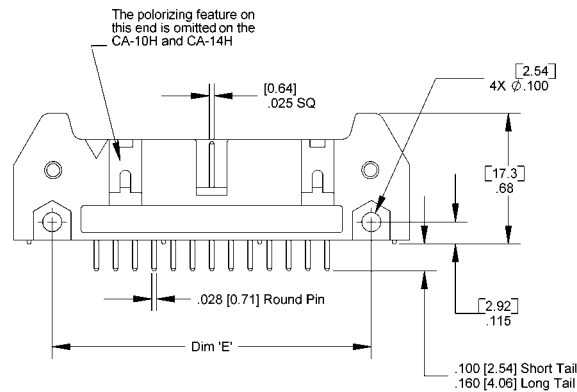
14-60 positions have center polarization slot

*Standard 10 position has NO polarization slot, but does have 1 polarizing feature

10 position - SPT available with polarization, without HK location: CA-10HM-1C-SPT



DIMENSIONS					
Position	A	B	C	D	E
10	1.260 [32.00]	1.100 [27.94]	.700 [17.78]	.400 [10.16]	.860 [21.84]
14	1.460 [37.10]	1.300 [33.02]	.900 [22.86]	.600 [15.24]	1.060 [26.92]
16	1.560 [39.60]	1.400 [35.56]	1.000 [25.40]	.700 [17.78]	1.160 [29.46]
20	1.760 [44.70]	1.600 [40.64]	1.200 [30.48]	.900 [22.86]	1.360 [34.54]
26	2.060 [52.30]	1.900 [48.26]	1.500 [38.10]	1.200 [30.48]	1.660 [42.16]
34	2.460 [62.50]	2.300 [58.42]	1.900 [48.26]	1.600 [40.64]	2.060 [52.32]
40	2.760 [70.10]	2.600 [66.04]	2.200 [55.88]	1.900 [48.26]	2.360 [59.94]
50	3.260 [82.80]	3.100 [78.74]	2.700 [68.58]	2.400 [60.96]	2.860 [72.64]
60	3.760 [95.50]	3.600 [91.44]	3.200 [81.28]	2.900 [73.66]	3.360 [85.34]



Mating Product: IDS2 (page 80), IDS3 (page 78), FID (page 79), ATAS (page 42)
Drawing Number: CA-620054

