

4

3

2

1

PART NO. CA-U711017-XX.XX-XX

ORDERING NOMENCLATURE:

REVISIONS

LTR	DESCRIPTION	DATE	APPROVED
A	INITIAL RELEASE SEE DO 7218	C.P. 11-28-12	I.M.
B	SEE DO 7220	C.P. 02-01-13	I.M.

④ LABEL :

CIRCUIT ASSEMBLY CORP.
P/N: CA-U711017-XX.XX-XX
PASSIVE, SFP+ TO SFP+
XX AWG

(10mm)

(20mm)

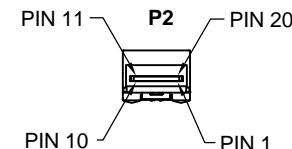
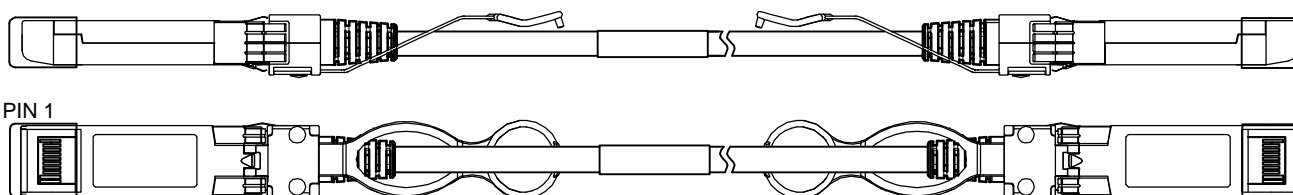
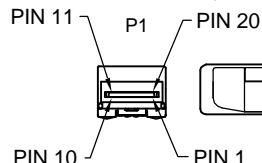
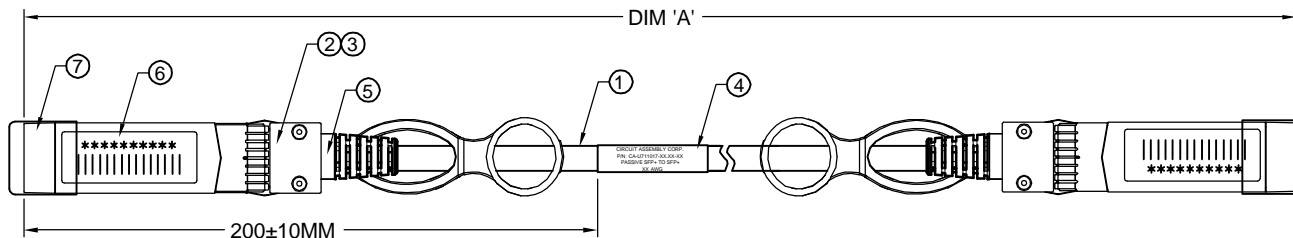
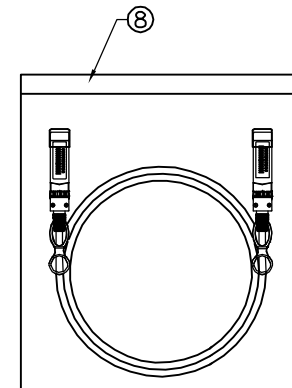
CA - U711017 - XX.XX - XX

CABLE: _____
PASSIVE SFP+ TO SFP+LENGTH: _____
DIM 'A' IN METERS
CONSULT FACTORY FOR OTHER LENGTH AVAILABLE.
TOLERANCES:

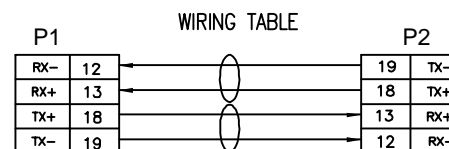
DIM "A"	Tolerance(IN METERS)
0.51M TO 1.0M	±0.05M
1.01M TO 3.00M	±0.08M
3.01M TO 5.00M	±0.13M
5.01M TO 10.00M	±0.25M
10.01M TO 20.00M	±0.50M
20.01M OR ABOVE	2% OF THE LENGTH

OPTION: _____

-30 = 30AWG, COLOR BLACK, 100 OHM
-28 = 28AWG, COLOR BLACK, 100 OHM
-24 = 24AWG, COLOR BLACK, 100 OHM



8	A/R	PACKAGING BAG	POLY BAG
7	A/R	DUST COVER	49.0006SZ
6	2	LABEL	BARCODE
5	A/R	STRAIN RELIEF MOLD	PVC 75A
4	1	LABEL	FOR CONTENT: SEE LABEL DETAIL
3	2	PCB	PASSIVE SFP PRINT CIRCUIT BOARD
2	2	CONNECTOR	SFP CONNECTOR
1.3	A/R	CABLE OPTION	24 AWG, 100 OHM, COLOR: BLACK
1.2	A/R	CABLE OPTION	28 AWG, 100 OHM, COLOR: BLACK
1.1	A/R	CABLE OPTION	30 AWG, 100 OHM, COLOR: BLACK
ITEM	QTY	NAME	DESCRIPTION

DIMENSION ARE IN MILLIMETERS
TOLERANCES ARE:DECIMALS ANGLES
X ±.25 ±3°
XX ±.13DIMENSIONS IN BRACKET [X.XX]
ARE IN INCHES. TOLERANCES ARE:DECIMALS ANGLES
XX ±.010 ±3°
XXX ±.005

DO NOT SCALE DRAWING

APPROVALS DATE

DRAWN CUONG P. 11-28-12

CHECKED IAN MORRELL 11-28-12

DESIGN IAN MORRELL 11-28-12

DATE 11-28-12

DRAWN

CHECKED

DESIGN

DATE

DRAWN

CHECKED

DESIGN

DATE

DRAWN

CHECKED

DESIGN

DATE

CA CIRCUIT ASSEMBLY CORP.
18 THOMAS ST., IRVINE, CALIFORNIA 92618-2777

CABLE ASSEMBLY
PASSIVE, SFP+ TO SFP+ , 30, 28, 24 AWG
"ROHS COMPLIANT"

SIZE	CODE IDENT NO.	DRAWING NO.	REV.
C	52072	U711017	B
SCALE: NONE		SHEET 1 OF 1	

4

3

2

1