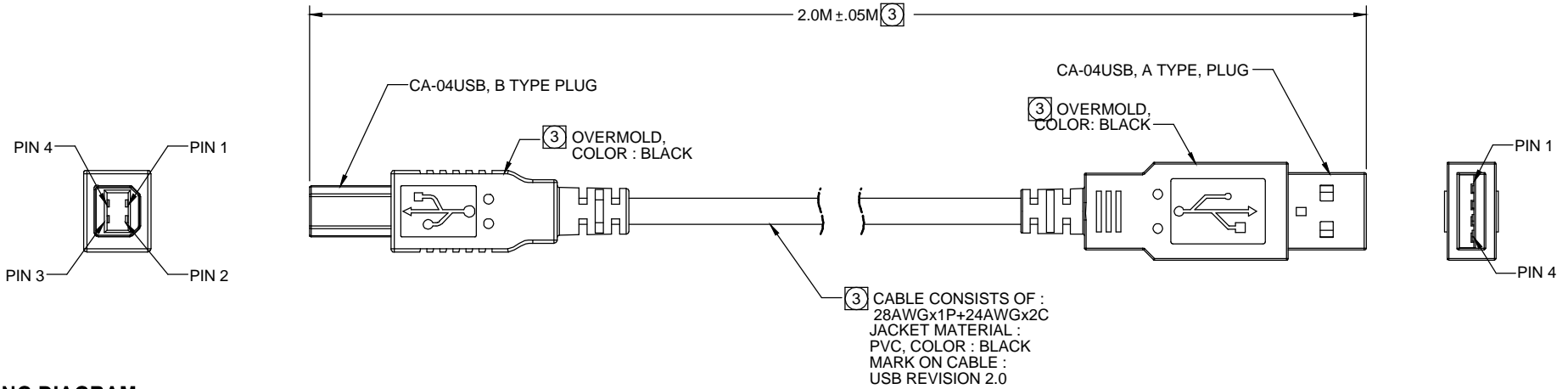
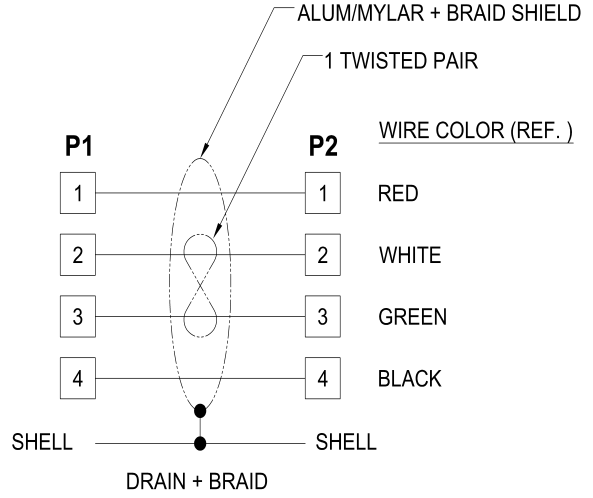


REVISIONS				
LTR	DESCRIPTION	DATE	APPROVED	
A	INITIAL RELEASE SEE DO 3999	JL 5-03-00	A.J.	
B	SEE DO 4955	CP 8-29-02	A.J.	
C	SEE DO 5711	CP 4-03-05	L.F.	
D	SEE DO 5785	CP 6-01-05	L.F.	
E	SEE DO 6453	CP 6-12-07	I.M.	



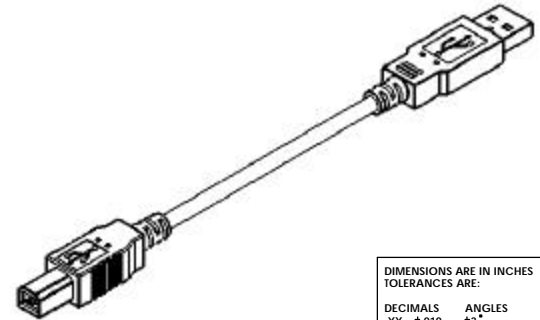
**WIRING DIAGRAM :**



**CA-U703000-10-02.0**

**COLOR OF CABLE AND OVERMOLD**  
-10 = BLACK (STANDARD)

**CABLE LENGTH (DIM 'A' IN METERS)**  
02.0 = 2METERS (STANDARD)



3 CONSULT CA FACTORY FOR ADDITIONAL OVERMOLD COLORS, CABLE COLORS AND LENGTHS.

2. MEETS THE REQUIREMENTS OF DIRECTIVE 2002/95/EC OF THE EUROPEAN PARLIAMENT AND OF THE COUNCIL OF 27 JANUARY 2003 ON THE RESTRICTION OF THE USE OF CERTAIN HAZARDOUS SUBSTANCES IN ELECTRICAL AND ELECTRONIC EQUIPMENT. (ROHS)

1. CONTACT PLATING  
CONTACT AREA: A1 = GOLD FLASH

NOTES : UNLESS OTHERWISE SPECIFIED

DIMENSIONS ARE IN INCHES  
TOLERANCES ARE:

DECIMALS	ANGLES
.XX ±0.010	±3°
.XXX ±0.005	

DIMENSIONS IN BRACKETS  
[X.XX] ARE IN MILLIMETERS  
TOLERANCES ARE:

DECIMALS	ANGLES
X ±.25	±3°
.XX ±.13	

DO NOT SCALE DRAWING

APPROVALS	DATE
DRAWN J. LANG	5-3-00
CHECKED A. JOCHEN	5-3-00

**CA** CIRCUIT ASSEMBLY CORP.  
18 THOMAS ST., IRVINE, CALIFORNIA 92618-2777

**CABLE ASSEMBLY**  
**CA-D04USB-A/04USB-B-02.0**  
**"ROHS COMPLIANT"**

SIZE	CODE IDENT NO.	DRAWING NO.	REV.
C	52072	U703000	E

SCALE: 2:1 SHEET 1 OF 1