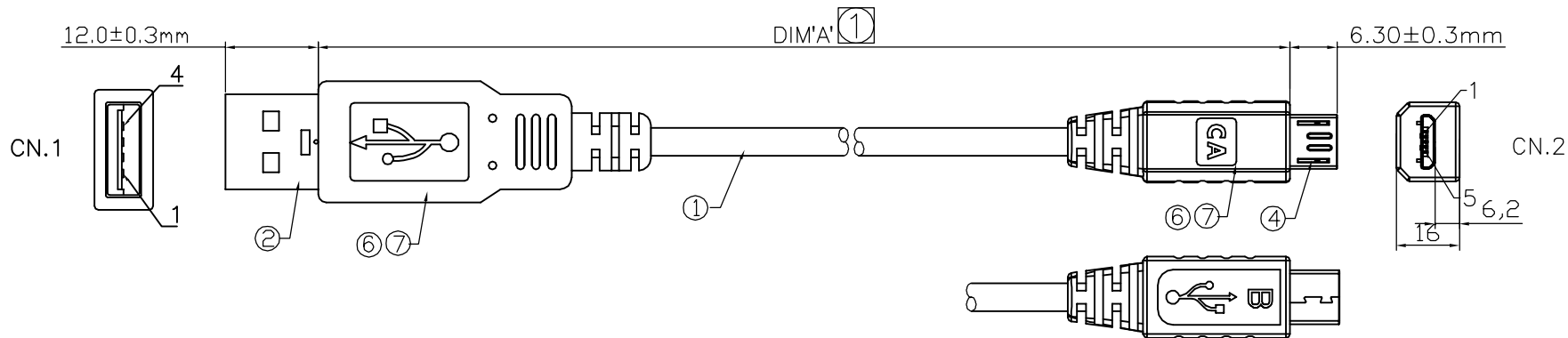


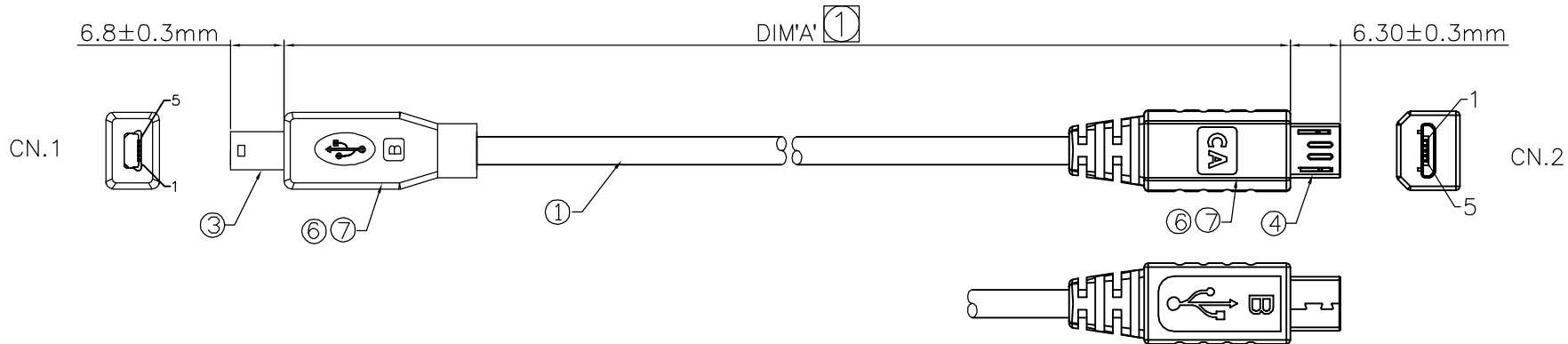
P/N CA-H703045-X-XX.XX



REV.	DESCRIPTION	D.O.	APPD.
A	New Release	H3166	Ray
B	CORRECT P/N James 03/03/09'	H3238	Ray
C	CORRECT P/N Amy 06/08/09'	H3365	Ray
D	Add micro usb overmold drawing Amy 06/19/09'	H3418	Ray
E	CHANGE DIM 5.7 TO 6.3MM James 12/16/09'	H3761	Ray

H703045-0-XX.XX STANDARD-A PLUG TO MICRO-B SHOWN

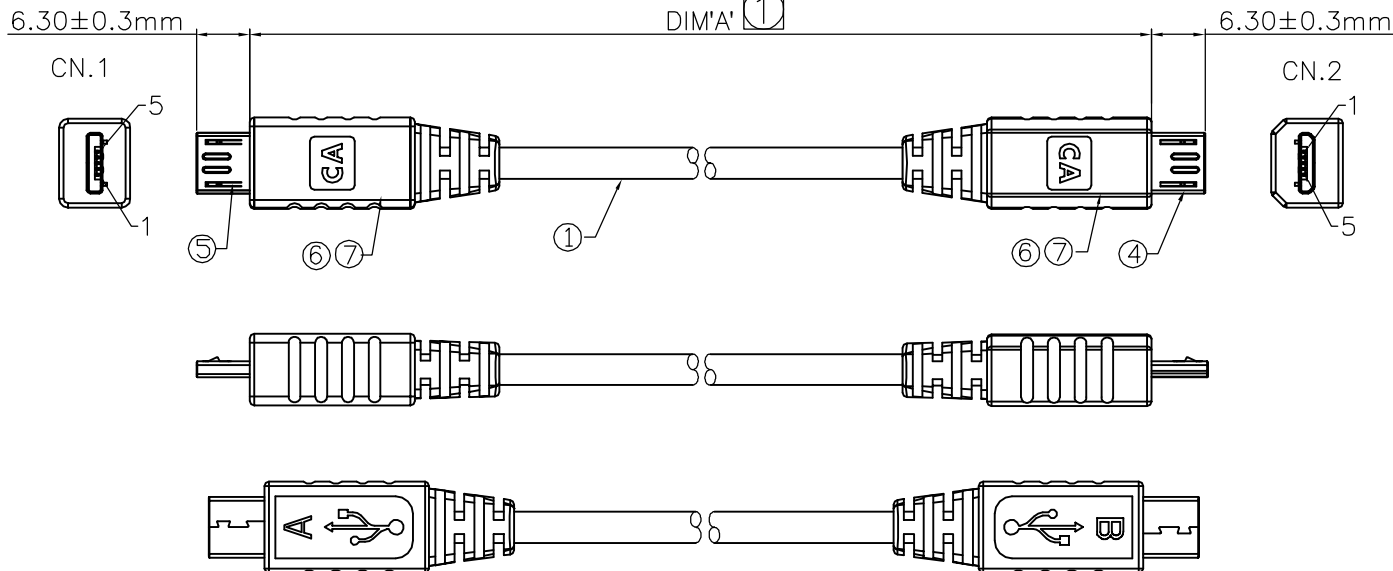


H703045-1-XX.XX MINI USB TO MICRO-B SHOWN



MILLIMETERS	INCH	UNITS	MM	NAME(INTENDED USE)	 CIRCUIT ASSEMBLY SHENZHEN CA INDUSTRIAL BUILDING, AOXING ROAD, AOBEI SECOND VILLAGE, HENGANG TOWN, SHENZHEN CITY, GUANGDONG,PROVINE,CHINA
X° ± 2°	X° ± 2°	MAT'L		USB CABLE ASSY	
.X ± 0.50	.X ± .020	FINISH		PART NO.(INTENDED USE)	TITLE:
.XX ± 0.25	.XX ± .010		CA-H703045-X-XX.XX	APPD: Ray 01/07/09'	MICRO USB CABLE ASSY
.XXX ± ----	.XXX ± ----	Q'TY		CHKD: Andy 01/07/09'	DWG NO.:
THESE DRAWINGS AND SPECIFICATIONS ARE THE PROPERTY OF CIRCUIT ASSEMBLY SHEN ZHEN AND SHALL NOT BE REPRODUCED, COPIED OR USED IN ANY MANNER WITHOUT THE PRIOR WRITTEN CONSENT OF CIRCUIT ASSEMBLY SHEN ZHEN				DR: James 01/07/09'	H703045
				 SCALE SHEET REV. NONE 1/2 E	

H703045-2-XX.XX MICRO-A TO MICRO-B SHOWN



ORDERING NOMENCLATURE:

CA-H703045-X-XX.XX

SERIAL USB CABLE ASSEMBLY

CONNECTOR STYLE

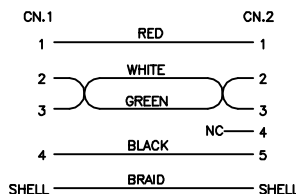
- 0=STANDARD USB TO MICRO-B USB
- 1=MINI USB TO MICRO-B USB
- 2=MICRO-A USB TO MICRO-B USB

LENGTH

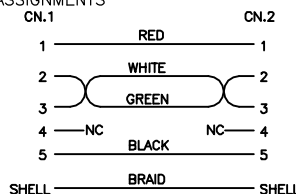
DIM "A" IN METERS
CONSULT FACTORY FOR OTHER LENGTHS AVAILABLE, TOLERANCE :

DIM"A"	TOLERANCE(IN METERS)
.01M- .50M	±.025M
.51M- 1.00M	±.05M
1.01M- 3.00M	±.075M
3.01M- 5.00M	±.13M

H703045-0-XX.XX SERIES PIN ASSIGNMENTS



H703045-1-XX.XX SERIES & H703045-2-XX.XX SERIES PIN ASSIGNMENTS



NOTES:

1. CABLE MUST PASS CONTINUITY TEST
2. INSULATION RESISTANCE: 20M OHM
3. HI-VOLTAGE:100VAC FOR 1 MINUTE.
4. MEETS THE REQUIREMENTS OF DIRECTIVE 2002/95/EC OF THE EUROPEAN PARLIAMENT AND OF THE COUNCIL OF 27 JANUARY 2003 ON THE RESTRICTION OF THE USE OF CERTAIN HAZARDOUS SUBSTANCES IN ELECTRICAL AND ELECTRONIC EQUIPMENT. (ROHS)

ITEM	QTY	PART NAME	DESCRIPTION
7		TUBE	HEAT TUBE #1.0*5mm
6		PVC	PVC 45P COLOR:WHITE(CA:9H)
5	1	CONNECTOR	MICRO-A USB PLUG,5 POSITIONS SOLDER TYPE COLOR OF HOUSING:WHITE
4	1	CONNECTOR	MICRO-B USB PLUG,5 POSITIONS SOLDER TYPE COLOR OF HOUSING:BLACK
3	1	CONNECTOR	MINI USB PLUG,5 POSITIONS SOLDER TYPE COLOR OF HOUSING:BLACK
2	1	CONNECTOR	USB A TYPE MALE CONN.SOLDER TAIL:COLOR OF HOUSING:WHITE
1	1	CABLE	UL 2725 2BAG*1P+2B*AWG*2C+AEB USB 2.0 CABLE PVC JACKET COLOR:WHITE(CA:9H) O.D=3.5mm

MILLIMETERS	INCH	UNITS	MM	NAME(INTENDED USE)	CIRCUIT ASSEMBLY SHENZHEN CA INDUSTRIAL BUILDING, AOXING ROAD, AOBEI SECOND VILLAGE, HENGANG TOWN, SHENZHEN CITY, GUANGDONG,PROVNE,CHINA						
X°.± 2°	X°.± 2°	MAT'L		USB CABLE ASSY							
.X± 0.50	.X± .020	FINISH		PART NO.(INTENDED USE)	TITLE:						
.XX± 0.25	.XX± .010		CA-H703045-X-XX.XX	MICRO USB CABLE ASSY							
.XXX± ----	.XXX± ----	Q'TY		APPD: Ray 01/07/09'	DWG NO.:						
THESE DRAWINGS AND SPECIFICATIONS ARE THE PROPERTY OF CIRCUIT ASSEMBLY SHEN ZHEN AND SHALL NOT BE REPRODUCED, COPIED OR USED IN ANY MANNER WITHOUT THE PRIOR WRITTEN CONSENT OF CIRCUIT ASSEMBLY SHEN ZHEN				CHKD: Andy 01/07/09'	H703045						
				DR: James 01/07/09'	<table border="1"> <tr> <th>SCALE</th> <th>SHEET</th> <th>REV.</th> </tr> <tr> <td>NONE</td> <td>2/2</td> <td>E</td> </tr> </table>	SCALE	SHEET	REV.	NONE	2/2	E
SCALE	SHEET	REV.									
NONE	2/2	E									