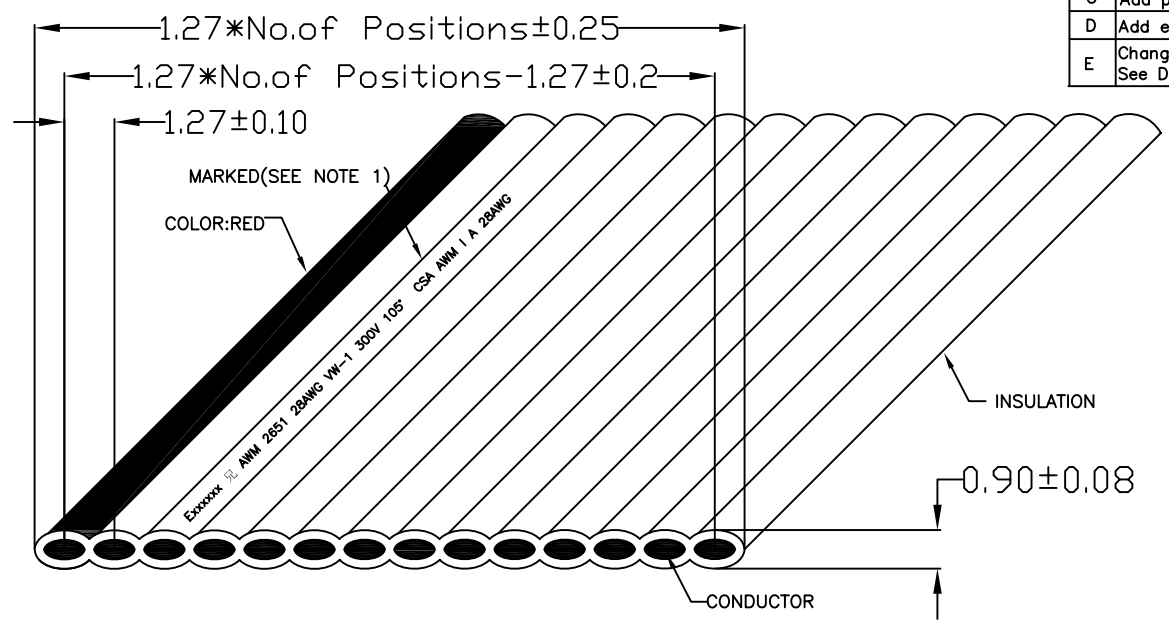


REV.	DESCRIPTION	DATE	APPD.
A	Initial Release See DO:H4699 H4699 Angel	07-13-11'	Ray
B	Add two piece tie See DO:H4744 Angel	08-09-11'	Ray
C	Add packaging materiel p/n See DO:H4852 Angel	10-20-11'	Ray
D	Add electronic characteristics See DO:H5728 Angel	11-12-13'	Ray
E	Change the minor mistake on the title block See DO:H5737 Angel	11-18-13'	Ray



NOTO:

1. Exxxxxx 兄 AWM 2651 28AWG VW-1 300V 105°
CSA AWM I A 28AWG LL173602 300V 105° FT1
2. MECHANICAL
Insulation:PVC,gray No.1 marker red
Conductor:28AWG, stranded,tinned copper wire
3. SPECIFICATIONS:
Voltage Rating:300V-UL,300V-CSA
UL Style No.:2651
CSA Style No.:AWM I A/B FT-1

CA- [CABLE SIZE] IDC-G

CABLE SIZE			
06	15	26	40
08	16	30	50
10	20	34	60
12	24	36	64
14	25	37	72

4. ELECTRONIC CHARACTERISTICS:


- Spark test. . . .2500V
- Dielectric strength test. . . .Min 2KV in 1 minute
- Conductor resistance. . . .MAX 237Ω/km
- Insulation resistance. . . .Min 100MΩ-km
- Capacity. . . .60PF/m(G-S-G) 42PF/m(G-S)(REF)
- Inductance. . . .1.45μ H/m(REF)
- Impedance. . . .100Ω(G-S-G)(REF)
- Propagation delay time. . . .5.0 ns/m(REF)

DIMENSIONS ARE IN MILLIMETERS TOLERANCES ARE: DECIMALS .X ±.25 .XX ±.13 ANGLES ±3° DIMENSIONS IN BRACKETS [X.XX] ARE IN INCHES TOLERANCES ARE: DECIMALS .XX ±.010 .XXX ±.005 DO NOT SCALE DRAWING	APPROVALS DRAWN Angel 07-13-11' CHECKED Andy 07-13-11' APPROVED Ray 07-13-11'	DATE 07-13-11' 07-13-11' 07-13-11'	CA CIRCUIT ASSEMBLY SHENZHEN AO XING ROAD, AOBEI 2ND VILLAGE, HENGGANG TOWN CABLE ASSEMBLY-FLAT SERIES 1.27MM[0.05"]PVC CABLE IDT FLAT RIBBON CABLE	
	SIZE C CODE IDENT NO. 52072 SCALE: 1:1	DRAWING NO. H595005		REV. E SHEET 1 OF 2

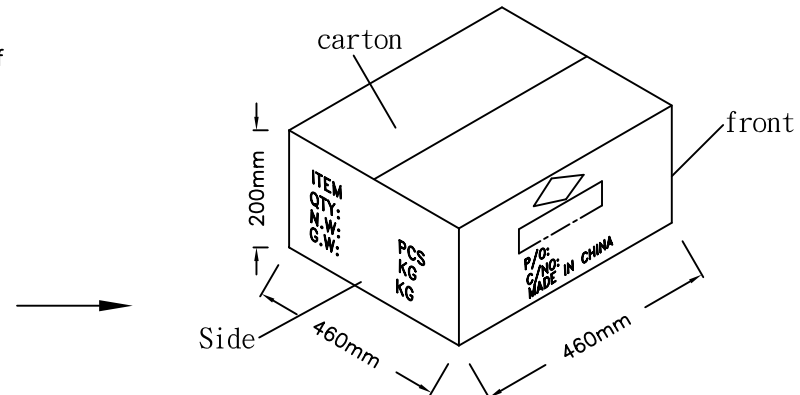
1.XXIDC Flat Cable Packing



2.Tighten two piece of rotor with tie



3.Will the carton seal bottom put in a waterproof bag, add a piece of clapboard, then place into 1 reel wire, Separated by partition between each layer .



EA02-142: CARTON(K=K)L46*W46*H20cm
EA03-045: CLAPBOARD L450*W450*H3mm

DIMENSIONS ARE IN MILLIMETERS TOLERANCES ARE: DECIMALS .X ±.25 .XX ±.13 DIMENSIONS IN BRACKETS [X.XX] ARE IN INCHES TOLERANCES ARE: DECIMALS .XX ±.010 .XXX ±.005 DO NOT SCALE DRAWING	APPROVALS DRAWN Angel 07-13-11' CHECKED Andy 07-13-11' APPROVED Ray 07-13-11'	DATE 07-13-11' 07-13-11' 07-13-11'	CA CIRCUIT ASSEMBLY SHENZHEN AO XING ROAD, AOBEI 2ND VILLAGE, HENGGANG TOWN CABLE ASSEMBLY-FLAT SERIES 1.27MM[0.05"]PVC CABLE IDT FLAT RIBBON CABLE		
	SIZE C	CODE IDENT NO. 52072		DRAWING NO. H595005	REV. E
	SCALE: 1:1			SHEET 2 OF 2	