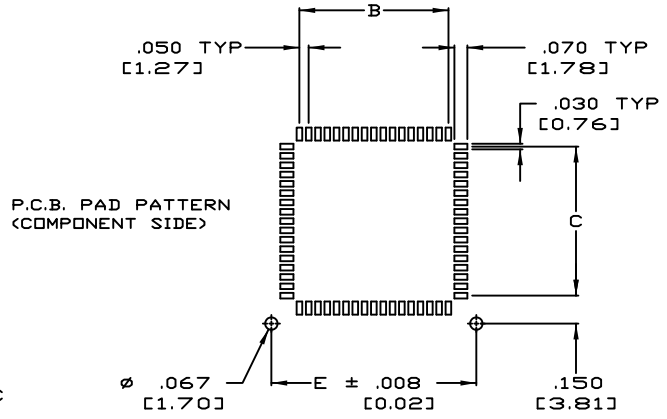
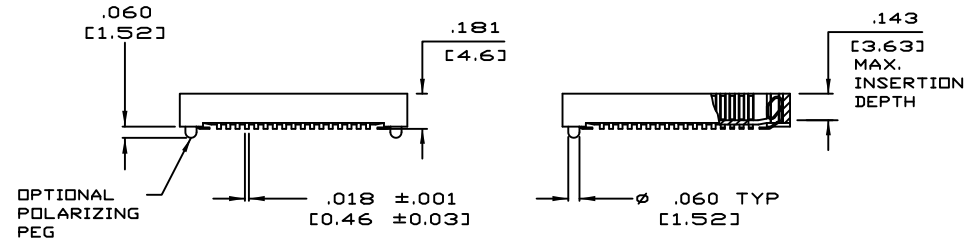
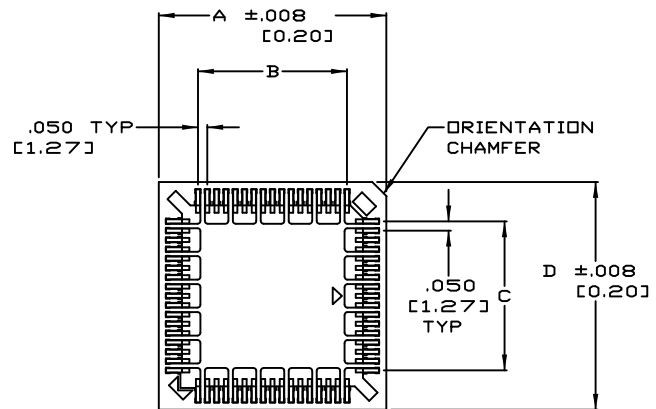


PART NO. XXSPCL-3T-X

REVISIONS				
LTR	DESCRIPTION	DATE	APPROVED	
A	INITIAL RELEASE SEE DD 3926	JL 03-16-00	A.J.	
B	SEE DD 6074	CP 04-28-06	I.M.	
C	SEE DD 7529	CP 06-19-19	T.L.	



CA-XXSPCL-3T-X

NO. OF POSITIONS

SURFACE MOUNT
PLCC SOCKET
LOW PROFILE

SURFACE MOUNT

PLATING: _____
T = TIN OVER NICKEL

OPTION: _____
BLANK = NO POLARIZING PEGS
P = POLARIZING PEGS

NO. OF POSITIONS	A	B	C	D	E
20	.617 [15.68]	.200 [5.08]	.200 [5.08]	.617 [15.68]	.502 [12.76]
28	.720 [18.28]	.300 [7.62]	.300 [7.62]	.720 [18.28]	.601 [15.27]
32	.818 [20.79]	.400 [10.16]	.300 [7.62]	.720 [18.28]	.702 [17.85]
44	.917 [23.30]	.500 [12.70]	.500 [12.70]	.917 [23.30]	.802 [20.36]
52	1.019 [25.88]	.600 [15.24]	.600 [15.24]	1.019 [25.88]	.903 [22.95]
68	1.220 [30.98]	.800 [20.32]	.800 [20.32]	1.220 [30.98]	1.094 [27.80]
84	1.420 [36.06]	1.000 [25.40]	1.000 [25.40]	1.420 [36.06]	1.303 [33.10]

2. SPECIFICATIONS
ENVIRONMENTAL -
TEMPERATURE RANGE : -40°C TO 105°C

MECHANICAL -
CONTACT MATERIAL : COPPER ALLOY
INSULATOR MATERIAL : PPS WITH GLASS FIBER, UL94V-0, BROWN
CONTACT PLATING : TIN OVER NICKEL

ELECTRICAL
CURRENT RATING : 1 AMP
DIELECTRIC WITHSTANDING VOLTAGE : 600V AC FOR 1 MIN.
CONTACT RESISTANCE : 20 MILLIOHMS MAX.
INSULATION RESISTANCE : 1000 MEGOHM MIN. AT 500V DC FOR 1 MIN.

1. MEETS THE REQUIREMENTS OF THE EUROPEAN PARLIAMENT AND THE RESTRICTION OF THE USE OF CERTAIN HAZARDOUS SUBSTANCES IN ELECTRICAL AND ELECTRONIC EQUIPMENT. (RoHS)

NOTES: UNLESS OTHERWISE SPECIFIED

DIMENSIONS ARE IN INCHES TOLERANCES ARE:		APPROVALS	DATE	CIRCUIT ASSEMBLY CORP. 3A VANDERBILT, IRVINE, CALIFORNIA 92718-2030	
DECIMALS	ANGLES	DRAWN J. LANG	3-16-00		
.XX ± .010	± 3°	CHECKED A. JOCHEN	3-16-00	CONNECTER ASSEMBLY-SPCL SERIES CA-XXSPCL-3T-X "ROHS COMPLIANT"	
.XXX ± .005		THE INFORMATION AND DESIGN DISCLOSED HEREIN WAS ORIGINATED BY AND IS THE PROPERTY OF CIRCUIT ASSEMBLY CORPORATION. CIRCUIT ASSEMBLY CORPORATION RESERVES ALL PATENT, PROPRIETARY DESIGN, MANUFACTURING, REPRODUCTION, USE AND SALES RIGHTS THEREIN, AND TO ANY ARTICLE ENCLOSED HEREIN EXCEPT TO THE EXTENT RIGHTS ARE EXPRESSLY GRANTED TO OTHERS. THE FOREGOING DOES NOT APPLY TO VENDOR PROPRIETARY RIGHTS.			
DECIMALS	ANGLES	SIZE	CODE IDENT NO.	DRAWING NO.	REV.
X ± .25		C	52072	610214	C
.XX ± .13		DO NOT SCALE DRAWING		SCALE: 2:1	SHEET 1 OF 1