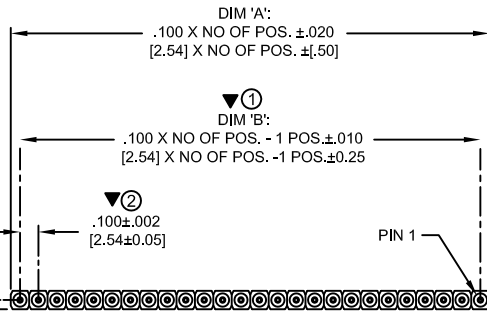


PART NO. CA-XXXMP-X1B

SINGLE ROW



| REVISIONS | | | | |
|-----------|-----------------------------|------|----------|------|
| LTR | DESCRIPTION | DATE | APPROVED | |
| A | INITIAL RELEASE SEE DO 4264 | C.P. | 12-8-00 | A.J. |
| B | SEE DO 5754 | C.P. | 04-21-05 | L.F. |
| C | SEE DO 6793 | C.P. | 12-29-08 | I.M. |
| D | SEE DO 7161 | C.P. | 11-08-11 | I.M. |
| E | SEE DO 7415 | C.P. | 06-26-17 | I.M. |
| F | SEE DO 7426 | C.P. | 02-16-18 | T.H. |
| G | SEE DO 7450 | C.P. | 03-23-18 | T.H. |
| H | SEE DO 7535 | C.P. | 08-05-19 | T.L. |
| J | SEE DO 7621 | C.P. | 07-19-21 | T.L. |

CA- X XX MP - X 1 B

NUMBER OF ROWS

S = SINGLE ROW
D = DUAL ROW

NO. OF CONTACT POSITION

01 - 40 SINGLE ROW
04 - 80 DUAL ROW

SCREW MACHINE CONTACT PLUG

PLUG PIN TYPE ⑤

E = PIN
F = PIN

TAIL TYPE

1 = SOLDER TAIL

PLATING

B = .000010 [.00025] GOLD OVER
.000075 [.00190] NICKEL

5. MARK "▼" DIMENSION MUST BE CONTROLLED.

MARK "⊗" IS DIMENSION No.

4. MEETS THE REQUIREMENTS OF THE EUROPEAN PARLIAMENT AND THE RESTRICTION OF THE USE OF CERTAIN HAZARDOUS SUBSTANCES IN ELECTRICAL AND ELECTRONIC EQUIPMENT. (ROHS)

3. SPECIFICATIONS :

- ENVIRONMENTAL :**
 - TEMPERATURE RANGE : -40°C TO +105°C
- MECHANICAL :**
 - INSULATION MATERIAL : GLASS FILLED POLYESTER, BLACK
 - FLAMMABILITY : UL94V-0
 - CONTACT MATERIAL : BRASS
- ELECTRICAL :**
 - CURRENT RATING : 3 AMP
 - VOLTAGE RATING : 300 Vrms
 - DIELECTRIC STRENGTH : 1000 Vrms MIN.
 - INSULATION RESISTANCE: 1000 Megohms MIN.
 - CONTACT RESISTANCE : 10 milliohms MAX.

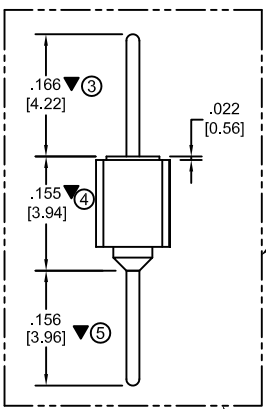
2. MATING CA PRODUCT :

- S-MS, S-MSR, STL, S-STL
- D-MS, S-MSR, D-STL

1. CONSULT FACTORY FOR ADDITIONAL OPTIONS.

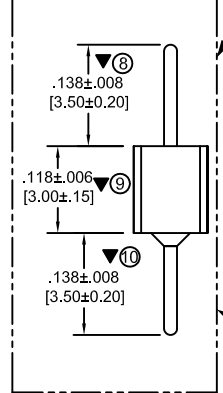
NOTES : UNLESS OTHERWISE SPECIFIED

- E PIN ⑤



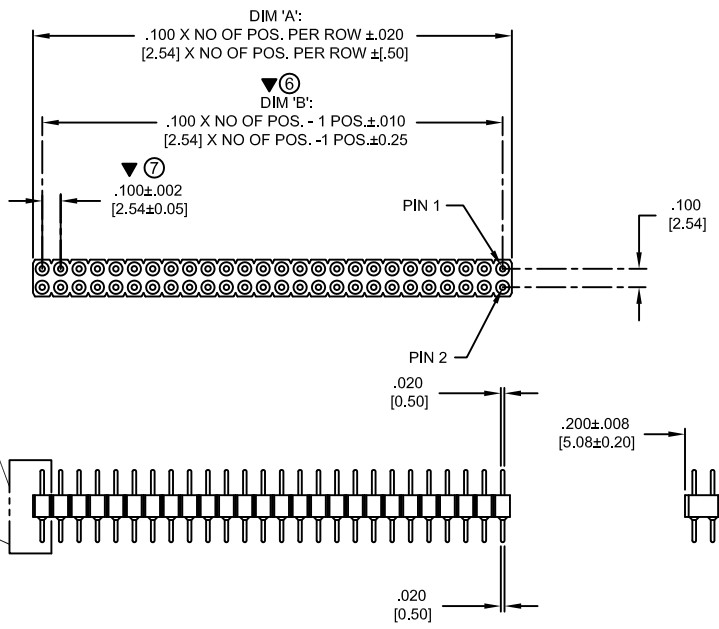
DETAIL A-A
SCALE: 4 : 1

- F PIN ⑤



DETAIL A-A
SCALE: 4 : 1

DUAL ROW



| | | | | |
|--|--|---|------------------------------|--|
| DIMENSIONS ARE IN INCHES TOLERANCES ARE: | | APPROVALS DRAWN CUONG.P. | DATE 12-07-00 | CIRCUIT ASSEMBLY CORP. 6 AUTRY SUITE 150, IRVINE, CALIFORNIA 92618 SCREW MACHINE STRIP PLUG-MP SERIES CA-XXXMP-X1B, SOLDER TAIL "RoHS" |
| DECIMALS .XX ±.010 ANGLES 13° .XXX ±.005 | | CHECKED AJOCHEN | 12-08-00 | |
| DIMENSIONS IN BRACKETS [X.XX] ARE IN MILLIMETERS TOLERANCES ARE: | | <small>THE INFORMATION AND DESIGN DISCLOSED HEREIN WAS ORIGINATED BY AND IS THE PROPERTY OF CIRCUIT ASSEMBLY CORPORATION. CIRCUIT ASSEMBLY CORPORATION RESERVES ALL PATENT, PROPRIETARY, DESIGN, MANUFACTURING, REPRODUCTION, USE AND SALES RIGHTS THEREOF, AND TO ANY ARTICLE DISCLOSED HEREIN EXCEPT TO THE EXTENT RIGHTS ARE EXPRESSLY GRANTED TO OTHERS. THE FOREGOING DOES NOT APPLY TO VENDOR PROPRIETARY RIGHTS.</small> | | SIZE C |
| DECIMALS .X ±.25 ANGLES 13° .XX ±.13 | | CODE IDENT NO. 52072 | DRAWING NO. 620424 | REV. J |
| DO NOT SCALE DRAWING | | SCALE: 2 : 1 | SHEET 1 OF 1 | |