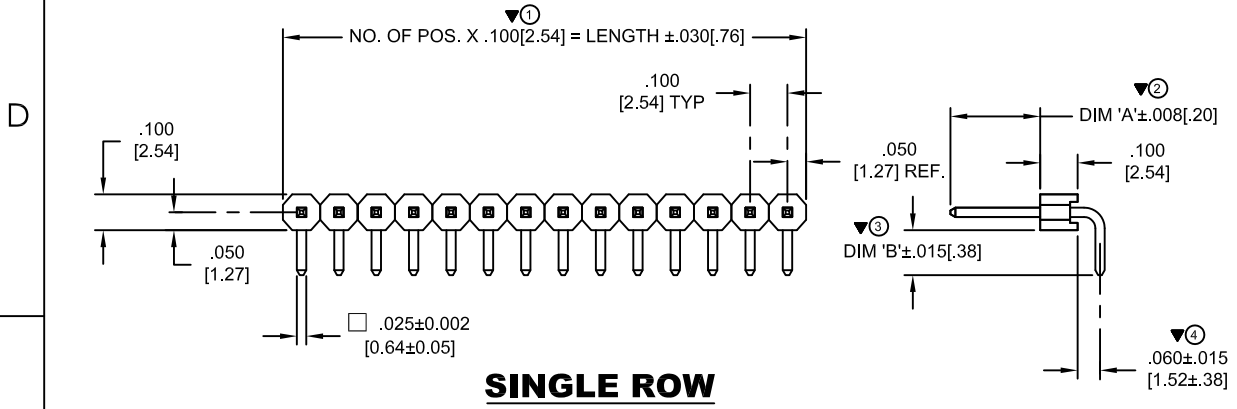
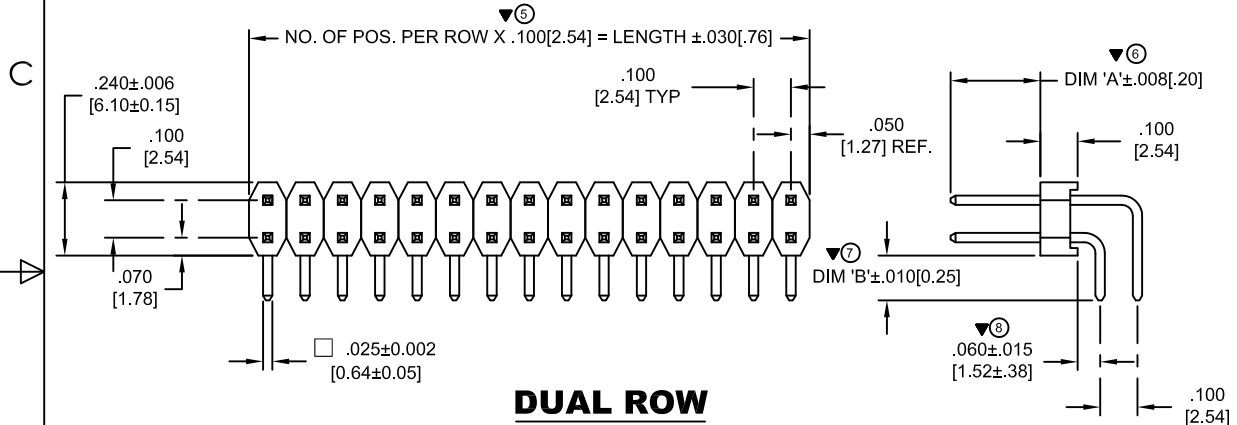


PART NO. CA-XXXR-XXX-XX

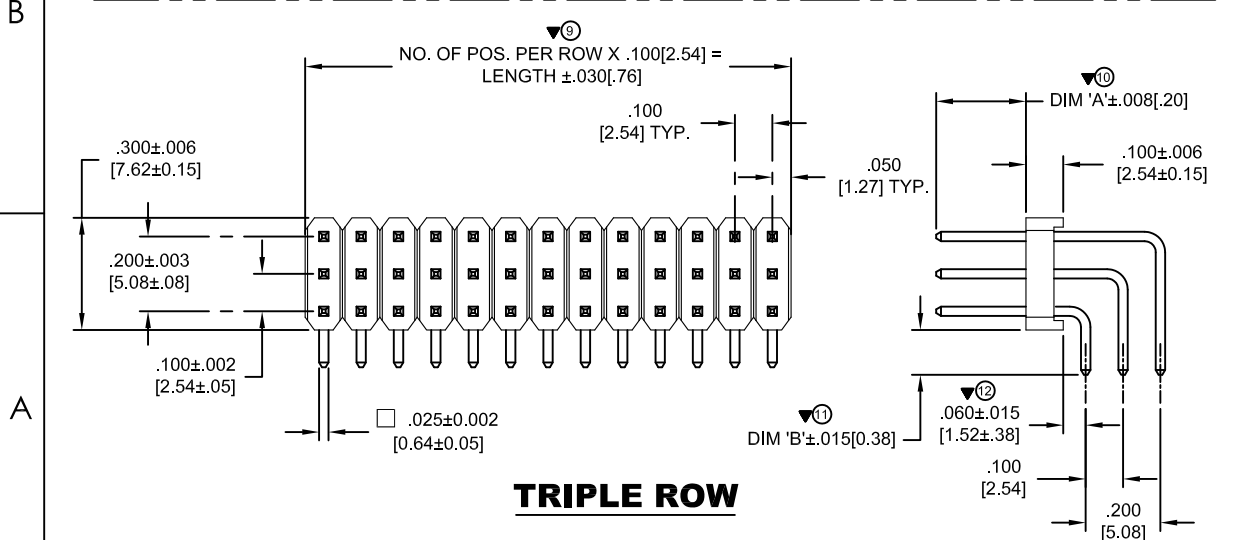
REVISIONS				
LTR	DESCRIPTION	DATE	APPROVED	
A	INITIAL RELEASE SEE DO 4524	C.P. 6/14/01	A.J.	
B	SEE DO 5059	C.P. 12/31/02	A.J.	
C	SEE DO 5404	C.P. 02/20/04	I.M.	
D	SEE DO 5681	C.P. 01/20/05	A.J.	
E	SEE DO 7431	C.P. 12/19/17	T.H.	
F	SEE DO 7464	C.P. 06/07/18	T.L.	
G	SEE DO 7500	C.P. 02/25/19	T.L.	
H	SEE DO 7515	C.P. 03/27/19	T.L.	



SINGLE ROW



DUAL ROW



TRIPLE ROW

CA-XXXR-XXX-XX

NO. OF ROW
 S = SINGLE ROW
 D = DUAL ROW
 T = TRIPLE ROW

NO. OF POSITIONS
 SINGLE ROW = 01-40 POSITIONS
 DUAL ROW = 02-80 POSITIONS
 TRIPLE ROW = 03-120 POSITIONS

RIGHT ANGLE

POST EXTENSION (DIM 'A')
 24 = .240 [6.10] STANDARD 23 = .230 [5.84]
 09 = .090 [2.29] 13 = .130 [3.30]

PLATING
 A = GOLD FLASH
 A3 = .00003u" [.000076] GOLD
 B = .000010u" [.000254] GOLD
 C = .000015u" [.000381] GOLD
 TAIL AREA: .000150 [.00381] TIN
 UNDERPLATE: .000075 [.00190] NICKEL
 T = .000150u" [.00381] TIN OVER .000075u" [.00190] NICKEL

TAIL LENGTH (DIM'B')
 12 = .120 [3.05] STANDARD 19 = .190 [4.83]
 09 = .090 [2.29] 33 = .330 [8.38]
 10 = .100 [2.54] 39 = .390 [9.91]
 14 = .140 [3.56]

- MARK "▼" DIMENSION MUST BE CONTROLLED.
 MARK "⊗" IS DIMENSION NO.
- MEETS THE REQUIREMENTS OF THE EUROPEAN PARLIAMENT AND THE RESTRICTION OF THE USE OF CERTAIN HAZARDOUS SUBSTANCES IN ELECTRICAL AND ELECTRONIC EQUIPMENT. (RoHS)
- CONSULT FACTORY FOR OTHER AVAILABLE POST EXTENTION, TAIL LENGTHS AND PLATING OPTIONS.
- SPECIFICATIONS :
 ENVIRONMENTAL:
 TEMPERATURE RANGE: -40°C TO +105°C
 MECHANICAL:
 INSULATOR MATERIAL : GLASS FILLED POLYESTER, BLACK, UL94V-0
 CONTACT MATERIAL : BRASS
 ELECTRICAL:
 CURRENT RATING : 3 AMP
 DIELECTRIC WITHSTANDING VOLTAGE : 600 AC/MINUTE
 INSULATION RESISTANCE : 1000 Megohms MIN.
 CONTACT RESISTANCE : 20 milliohms MAX.

NOTES : UNLESS OTHERWISE SPECIFIED

DIMENSIONS ARE IN INCHES TOLERANCES ARE:		APPROVALS	DATE	CIRCUIT ASSEMBLY CORP. 3A VANDERBILT, IRVINE, CALIFORNIA 92618-2030 CONNECTOR ASSEMBLY .025" SQ. STRIP HEADER, RT. ANGLE CA-XXXR-XXX-XX
DECIMALS .XX ±.010 .XXX ±.005	ANGLES ± 3°	DRAWN CUONG.P CHECKED A.JOCHEN	6-11-01 6-14-01	
DIMENSIONS IN BRACKETS [X.XX] ARE IN MILLIMETERS TOLERANCES ARE:		THE INFORMATION AND DESIGN DISCLOSED HEREIN WAS ORIGINATED BY AND IS THE PROPERTY OF CIRCUIT ASSEMBLY CORPORATION. CIRCUIT ASSEMBLY CORPORATION RESERVES ALL PATENT, PROPRIETARY, DESIGN, MANUFACTURING, REPRODUCTION, USE AND SALES RIGHTS THEREON, AND TO ANY ARTICLE DISCLOSED HEREIN EXCEPT TO THE EXTENT RIGHTS ARE EXPRESSLY GRANTED TO OTHERS. THE FOREGOING DOES NOT APPLY TO VENDOR PROPRIETARY RIGHTS.		SIZE C CODE IDENT NO. 52072 DRAWING NO. 620392 REV. H
DO NOT SCALE DRAWING		SCALE: 4:1		SHEET 1 OF 1