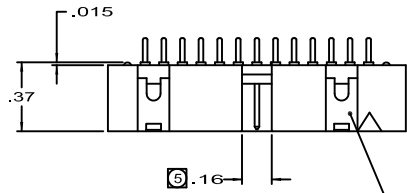
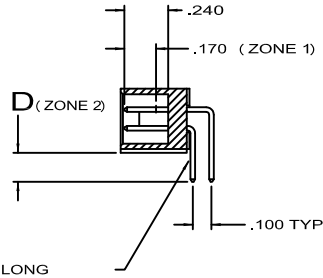
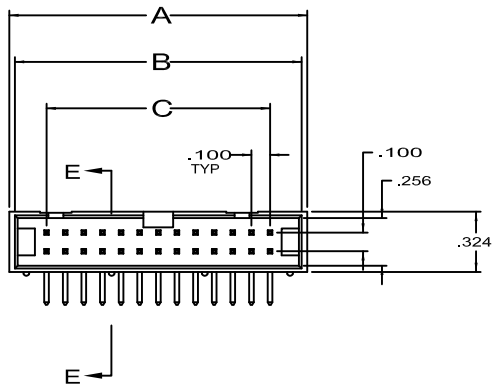


PART NO. CA-XXHLR-XX-XXX

REVISIONS			
LTR	DESCRIPTION	DATE	APPROVED
A	RELEASE TO PRODUCTION	7-2-84	J.M.
B	ECO 654	7-31-84	A.J.
C	ECO 666	8-7-84	J.M.
D	SEE ECO 1077	7-22-88	A.J.
E	SEE DO 3745	9-17-99	A.J.
F	SEE DO 5492	CP 5-21-04	A.J.
G	SEE DO 5510	CP 6-11-04	I.M.
H	SEE DO 5798	CP 7-01-05	L.F.
J	SEE DO 6381	CP 3-08-07	I.M.
K	SEE DO 7522	CP 4-30-19	T.L.
L	SEE DO 7607	CP 3-22-21	T.L.



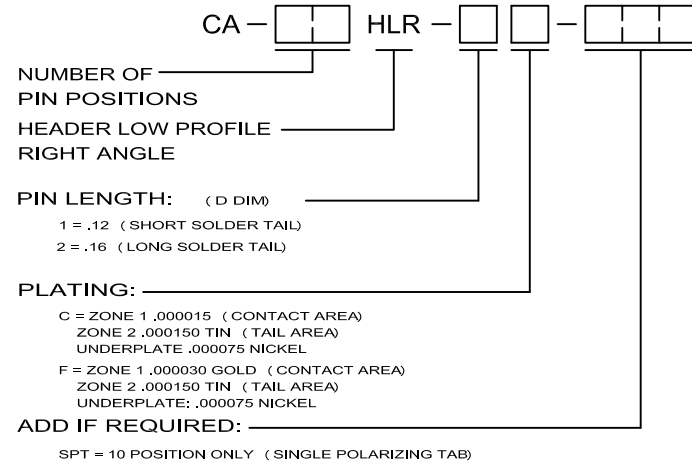
THE POLARIZING FEATURE ON THIS END IS OMITTED ON CA-10HL & CA-14HL



.12 & .16 LONG SOLDER TAIL FITS .032 MIN. DIA. MTG HOLES

SECTION E-E

ORDERING NOMENCLATURE:



TABULATION:

NO OF POSITIONS	A	B	C
10	.80	.71	.400
14	1.00	.91	.600
16	1.10	1.01	.700
20	1.30	1.21	.900
26	1.60	1.51	1.200
34	2.00	1.91	1.600
40	2.30	2.21	1.900
50	2.80	2.71	2.400
60	3.30	3.21	2.900

7. MEETS THE REQUIREMENTS OF THE EUROPEAN PARLIAMENT AND THE RESTRICTION OF THE USE OF CERTAIN HAZARDOUS SUBSTANCES IN ELECTRICAL AND ELECTRONIC EQUIPMENT. (RoHS)

6. POLARIZING KEY PART NO. CA-HK, IS ORDERED SEPARATELY. KEY TO BE INSERTED BY CUSTOMER.

- 5 POLARIZING SLOTS:
- SINGLE SLOT ON CA-10HLR-XX-SPT
 - NO SLOT ON CA-10HLR
 - SINGLE SLOT ON CA-14HLR THRU CA-40HLR
 - 3 SLOTS ON CA-50HLR AND CA-60HLR

4. FOR DETAIL SPECIFICATIONS, REFER TO SPECIFICATION NO. CA-100036

3. PLATING: SEE ORDERING NOMENCLATURE

2. CONTACT MATERIAL: PHOSPHOR BRONZE

1. INSULATOR MATERIAL: GLASS FILLED POLYESTER, GRAY UL94V-0

NOTES: UNLESS OTHERWISE SPECIFIED

DIMENSIONS ARE IN INCHES

TOLERANCES ARE:

DECIMALS ANGLES

.XX ± .010 ± 3°

.XXX ± .005

DIMENSIONS IN BRACKETS

(XXX) ARE IN MILLIMETERS

TOLERANCES ARE:

DECIMALS ANGLES

.X ±

.XX ±

DO NOT SCALE DRAWING

APPROVALS DATE

DRAWN M. ROA 03-06-84

CHECKED A. JOCHEN 04-30-84

THE INFORMATION AND DESIGN DISCLOSED HEREIN WAS ORIGINATED BY AND IS THE PROPERTY OF CIRCUIT ASSEMBLY CORPORATION. CIRCUIT ASSEMBLY CORPORATION RESERVES ALL PATENT, PROPRIETARY, DESIGN, MANUFACTURING, REPRODUCTION, USE AND SALES RIGHTS THEREIN, AND TO ANY ARTICLE DISCLOSED HEREIN EXCEPT TO THE EXTENT RIGHTS ARE EXPRESSLY GRANTED TO OTHERS. THE FOREGOING DOES NOT APPLY TO VENDOR PROPRIETARY RIGHTS.

SIZE CODE IDENT NO. DRAWING NO. REV.

C 52072 620087 L

SCALE: 2:1 SHEET 1 OF 1

CA CIRCUIT ASSEMBLY CORP.
 6 AUTRY SUITE 150, IRVINE, CALIFORNIA 92618

CONNECTOR ASSEMBLY - HLR SERIES
 CA-XXHLR-X-X-X, RIGHT ANGLE
 "RoHS"

SIZE CODE IDENT NO. DRAWING NO. REV.
 C 52072 620087 L

SCALE: 2:1 SHEET 1 OF 1