

REVISIONS				
LTR	DESCRIPTION	DATE	APPROVED	
A	INITIAL RELEASE SEE DO 6595	C.P. 02-08-08	I.M.	
B	SEE DO 6610	C.P. 03-14-08	I.M.	
C	SEE DO 6649	C.P. 05-05-08	I.M.	
D	SEE DO 6854	C.P. 04-16-09	A.J.	
E	SEE DO 7332	C.P. 06-05-15	I.M.	
F	SEE DO 7580	C.P. 07-14-20	T.L.	
G	SEE DO 7632	C.P. 10-11-21	T.C.	

CA-XXFID5-X-SPT-SR-X

NO OF POSITIONS
IDC SOCKET, FID5 SERIES
PLATING
 A = CONTACT AREA : GOLD FLASH
 B = CONTACT AREA : .000076 [.000003"] GOLD
 C = CONTACT AREA : .00036 [.000015"] GOLD
 D = CONTACT AREA : .00013 [.000005"] GOLD
 F = CONTACT AREA : .00076 [.000030"] GOLD
 ALL :
 IDC AREA : TIN
 UNDERPLATE : .00127 [.000050"] NICKEL MIN.
POLARIZATION
 SPT = POLARIZING TAB
STRAIN RELIEF
 BLANK = NO STRAIN RELIEF
 SR = WITH STRAIN RELIEF
COLOR
 BLANK = BLACK
 G = GRAY

⑤ POLARIZING FEATURE. (SEE SHEET 2 OF 2)

4. MARK "▼" DIMENSION MUST BE CONTROLLED.
 MARK "⊗" IS DIMENSION No.

3. MEETS THE REQUIREMENTS OF THE EUROPEAN PARLIAMENT AND THE RESTRICTION OF THE USE OF CERTAIN HAZARDOUS SUBSTANCES IN ELECTRICAL AND ELECTRONIC EQUIPMENT. (ROHS)

2. SPECIFICATIONS :
MATERIAL :
 INSULATOR : PBT 30% GLASS FILLED, UL94V-0
 CONTACT : BRASS
 CONTACT PLATING : Au OVER NI (SEE ORDERING NOMENCLATURE)

ELECTRICAL :
 CURRENT RATING : 3.0 AMP
 CONTACT RESISTANCE : 20 MILLIOHMS MAX.
 INSULATION RESISTANCE : 1000 MEGOHMS MIN.
 DIELECTRIC WITHSTANDING VOLTAGE : 1000V AC/DC
 OPERATING TEMPERATURE : -40°C TO +105°C

1. TERMINATED WITH 1.27mm [.050] PITCH FLAT RIBBON CABLE.

NOTES : UNLESS OTHERWISE SPECIFIED.


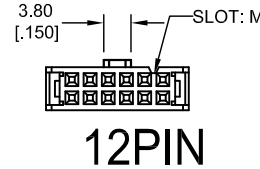
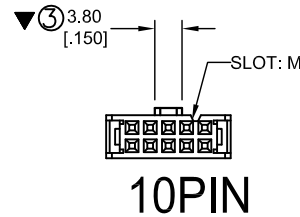
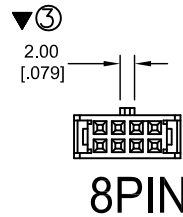
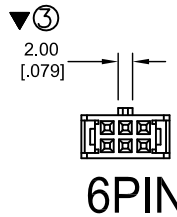
TABULATION :

NO. OF POSITION	DIM 'A'		DIM 'B'		DIM 'C'		DIM 'D'	
	MM	INCH	MM	INCH	MM	INCH	MM	INCH
6	12.32	0.485	8.52	0.335	5.08	0.200	6.35	0.250
8	14.86	0.585	11.06	0.435	7.62	0.300	8.89	0.350
10	17.40	0.685	13.60	0.535	10.16	0.400	11.43	0.450
12	19.94	0.785	16.14	0.635	12.70	0.500	13.97	0.550
14	22.48	0.885	18.68	0.735	15.24	0.600	16.51	0.650
16	25.02	0.985	21.22	0.835	17.78	0.700	19.05	0.750
18	27.56	1.085	23.76	0.935	20.32	0.800	21.59	0.850
20	30.10	1.185	26.30	1.035	22.86	0.900	24.13	0.950
22	32.64	1.285	28.84	1.135	25.40	1.00	26.67	1.05
24	35.18	1.385	31.38	1.235	27.94	1.10	29.21	1.15
26	37.72	1.485	33.92	1.335	30.48	1.20	31.75	1.25
30	42.80	1.685	39.00	1.535	35.56	1.40	36.83	1.45
34	47.88	1.885	44.08	1.735	40.64	1.60	41.91	1.65
36	50.42	1.985	46.62	1.835	43.18	1.70	44.45	1.75
40	55.50	2.185	51.70	2.035	48.26	1.90	49.53	1.95
50	68.20	2.685	64.40	2.535	60.96	2.40	62.23	2.45
60	80.90	3.185	77.10	3.035	73.66	2.90	74.93	2.95
64	85.98	3.385	82.18	3.235	78.74	3.10	80.01	3.15

DIMENSIONS ARE IN MM TOLERANCES ARE: DECIMALS ANGLES XX ±.30 ±3° XXX ±.20	APPROVALS	DATE	CIRCUIT ASSEMBLY CORP. 6 AUTRY SUITE 150, IRVINE, CALIFORNIA 92618 CONNECTOR ASSEMBLY - FID5 SERIES IDC SOCKET "ROHS"								
	DRAWN CUONG P.	2-08-08									
DIMENSIONS IN BRACKETS (XXX) ARE INCHES TOLERANCES ARE: DECIMALS ANGLES XXX ±.012 ±3° XXXX ±.008	CHECKED LEROY FONG	2-08-08	<table border="1"> <tr> <td>SIZE</td> <td>CODE IDENT NO.</td> <td>DRAWING NO.</td> <td>REV.</td> </tr> <tr> <td>C</td> <td>52072</td> <td>610345</td> <td>G</td> </tr> </table>	SIZE	CODE IDENT NO.	DRAWING NO.	REV.	C	52072	610345	G
	SIZE	CODE IDENT NO.		DRAWING NO.	REV.						
C	52072	610345	G								
DO NOT SCALE DRAWING			<table border="1"> <tr> <td>SCALE: 2 : 1</td> <td>SHEET 1 OF 2</td> </tr> </table>	SCALE: 2 : 1	SHEET 1 OF 2						
SCALE: 2 : 1	SHEET 1 OF 2										

06FID5-A-SPT-SR ~ 12FID5-A-SPT-SR SHOWN

REVISIONS			
LTR	DESCRIPTION	DATE	APPROVED
	SEE SHEET 2 OF 2		



14PIN ~ 64 PIN

5 POLARIZING FEATURE:

- 6P & 8P WITHOUT SLOT 'M' & 'N'
- 10P & 12P WITH SLOT 'M', WITHOUT SLOT 'N'
- 14P ~ 64P WITH SLOT 'M' & 'N'

DIMENSIONS ARE IN MM TOLERANCES ARE: DECIMALS ANGLES .X ±.30 Δ3° .XX ±.20 DIMENSIONS IN BRACKETS [X.XX] ARE INCHES TOLERANCES ARE: DECIMALS ANGLES .XX ±.012 Δ3° .XXX ±.008 DO NOT SCALE DRAWING	APPROVALS DRAWN CUONG P. CHECKED LEROY FONG	DATE 2-08-08 2-08-08	CIRCUIT ASSEMBLY CORP. 6 AUTRY, IRVINE, CALIFORNIA 92618 CONNECTOR ASSEMBLY - FID5 SERIES IDC SOCKET, CA-XXFID5-XXX-SR-X "ROHS "	SCALE: 2 : 1
	THE INFORMATION AND DESIGN DISCLOSED HEREIN WAS ORIGINATED BY AND IS THE PROPERTY OF CIRCUIT ASSEMBLY CORPORATION. CIRCUIT ASSEMBLY CORPORATION RESERVES ALL PATENT, PROPRIETARY, DESIGN, MANUFACTURING, REPRODUCTION, USE AND SALES RIGHTS THEREON, AND TO ANY ARTICLE DISCLOSED HEREIN EXCEPT TO THE EXTENT RIGHTS ARE EXPRESSLY GRANTED TO OTHERS. THE FOREGOING DOES NOT APPLY TO TRADESHOW, PROPRIETARY RIGHTS.	SIZE C		