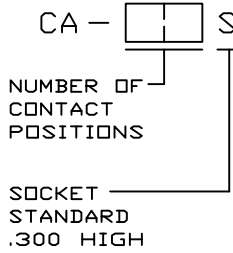
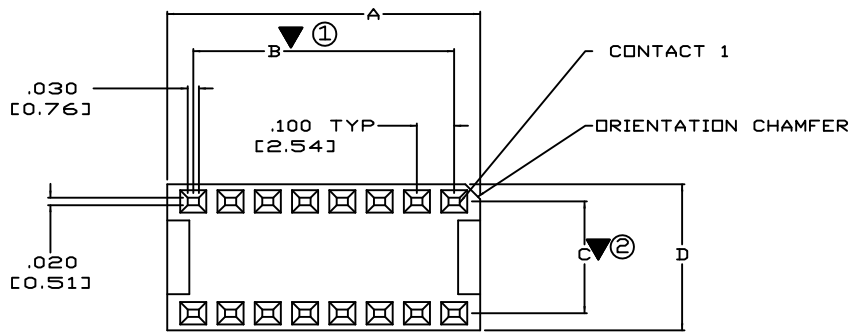


PART NO. CA-XXS-XSD-XX

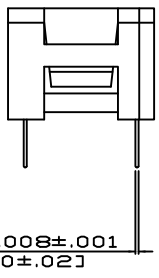
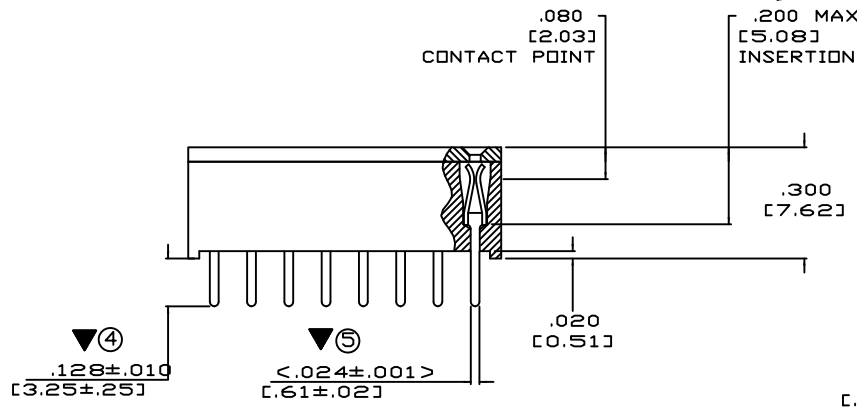
REVISIONS			
LTR	DESCRIPTION	DATE	APPROVED
A	INITIAL RELEASE SEE DD 4438	C.P. 4-11-01	A.J.
B	SEE DD 5769	C.P. 5-12-05	A.J.
C	SEE DD 7286	C.P. 8-27-14	I.M.
D	SEE DD 7524	C.P. 5-28-19	T.L.
E	SEE DD 7618	C.P. 6-25-21	T.L.



CA - S - CONTACT MATERIAL:
 BLANK = PHOSPHOR BRONZE, STANDARD
 BC = BERYLLIUM COPPER

TAIL TYPE:
 SD = SOLDER DIP

PLATING:
 10 = .000010 [0.0025] GOLD OVER .000075 [0.00190] NICKEL
 T = .000250 [0.00635] TIN OVER .000075 [0.00190] NICKEL



SPECIFICATIONS:

ENVIRONMENTAL:
 TEMPERATURE RANGE: -65° C TO +125° C

MECHANICAL:
 INSULATOR MATERIAL: GLASS FILLED POLYESTER, BLACK, UL94V-0
 CONTACT MATERIAL: PHOSPHOR BRONZE
 CONTACT INSERTION FORCE:
 6.2 oz. < 1.7 N. > TYP.
 10.6 oz. < 2.9 N. > MAX.
 MEASURED WITH .020 [0.51] DIA. PIN
 CONTACT EXTRACTION FORCE:
 1.8 oz. < 0.5 N. > TYP.
 0.7 oz. < 0.2 N. > MIN.
 MEASURED WITH .0145 [0.37] DIA. PIN
 RECOMMENDED MATING PIN SIZE:
 .022 [0.56] W X .020 [0.51] T MAX
 .010 [0.25] W X .008 [0.20] T MIN

ELECTRICAL:
 CURRENT RATING: 1 AMP
 VOLTAGE RATING: 300 Vrms
 DIELECTRIC WITHSTANDING VOLTAGE: 500 Vrms MIN.
 INSULATION RESISTANCE: > 5000 Megohms
 CONTACT RESISTANCE: 10 Milliohms TYP.
 30 Milliohms MAX.

TABULATION:

NO. OF POSITIONS	A		B		C		D	
	IN	MM	IN	MM	IN	MM	IN	MM
10	.545	13.84	.400	10.16	.200	5.08	.295	7.49
14	.745	18.92	.600	15.24	.300	7.62	.395	10.03
16	.845	21.46	.700	17.78	.300	7.62	.395	10.03
18	.945	24.00	.800	20.32	.300	7.62	.395	10.03
20	1.045	26.54	.900	22.86	.300	7.62	.395	10.03
24	1.245	31.62	1.100	27.94	.600	15.24	.695	17.65
28	1.445	36.70	1.300	33.02	.600	15.24	.695	17.65
40	2.045	51.94	1.900	48.26	.600	15.24	.695	17.65

MATING CA PRODUCT: MP, IDP, IDP2, P

- MEETS THE REQUIREMENTS OF THE EUROPEAN PARLIAMENT AND THE RESTRICTION OF THE USE OF CERTAIN HAZARDOUS SUBSTANCES IN ELECTRICAL AND ELECTRONIC EQUIPMENT. (RoHS)
- MARK ∇ DIMENSION MUST BE CONTROLLED.
 MARK \otimes IS DIMENSION NO.
 MARK CPK MUST BE CONTROLLED BY CPK.

NOTES : UNLESS OTHERWISE SPECIFIED

DIMENSIONS ARE IN INCHES TOLERANCES ARE:		APPROVALS		DATE	CIRCUIT ASSEMBLY CORP. 6 ATRY SUITE 150, IRVINE, CALIFORNIA 92618					
DECIMALS	ANGLES	DRAWN	CUONG.P	4-10-01						
.XX ± .010	± 3°	CHECKED	A.JOCHEN	4-11-01	SOCKET STANDARD .300 HIGH SOLDER DIP TAIL "RoHS"					
.XXX ± .005		THE INFORMATION AND DESIGN DISCLOSED HEREIN WAS ORIGINATED BY AND IS THE PROPERTY OF CIRCUIT ASSEMBLY CORPORATION. CIRCUIT ASSEMBLY CORPORATION RESERVES ALL PATENT, PROPRIETARY DESIGN, TRADE SECRET, REPRODUCTION, USE AND SALES RIGHTS THEREIN, AND TO ANY ARTICLE INCLOSED HEREIN EXCEPT TO THE EXTENT RIGHTS ARE EXPRESSLY GRANTED TO OTHERS BY THE FOREGOING. THIS DOES NOT APPLY TO VENDOR PROPRIETARY RIGHTS.		SIZE		CODE IDENT NO.				
DECIMALS	ANGLES	X ± .25	± 3°	.XX ± .13	C	52072	DRAWING NO.	610208	REV.	E
DO NOT SCALE DRAWING					SCALE: 4 : 1	SHEET 1 OF 1				